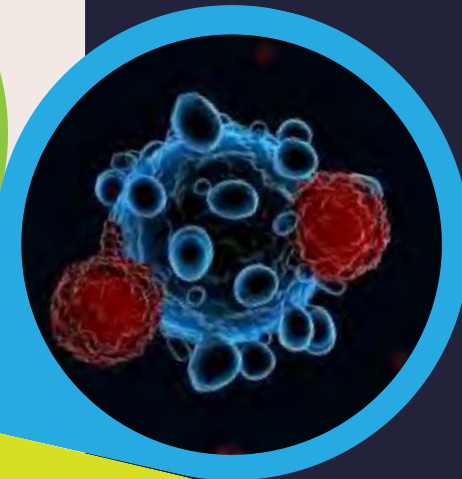
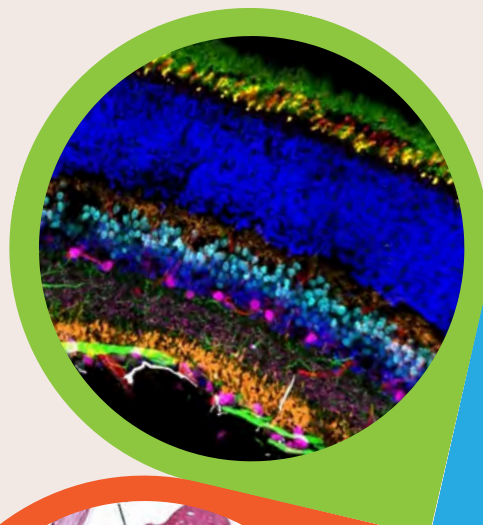


Society of Toxicologic Pathology - India (STP-I)




Ninth Conference and Continuing Education Program on Immuno-Oncology Therapeutics and Toxicologic Pathology of Special Sense Organs

27-29 October, 2023

Hotel Narayani Heights
Ahmedabad Airport-Gandhinagar Road,
Adjacent to Apollo Hospital, Bhat,
Gandhinagar, Gujarat- 382428, India

Online Registration



Venue
Hotel Narayani Heights





Few reasons to attend this conference

Scientific program featuring diverse range of sessions that are highly relevant to our day to day practice in industry, covering topics such as:

- Anatomy, physiology, immunology, and toxicologic pathology of tactile and gustatory sense organs in laboratory animals
- Ocular comparative anatomy in the preclinical setting
- Ocular drug development
- Safety and efficacy of Cancer Immunotherapies
- NSG mouse models in immune-oncology therapeutics
- Checkpoint inhibitors: biology, nonclinical and clinical safety
- Immune-mediated adverse effects
- Translatable efficacy and safety testing of mAb, Bispecific and CAR T therapies
- SMAC mimetics and IL15-PD1-mediated toxicities in monkeys
- Case studies
- Peer review

Registration fee before 10 Oct 2023

5000 INR: STP-I Members

6000 INR: Non-members

2000 INR: Students (Masters/PhD)



Online

Offline

Registration fee between 11 Oct to 15 Oct 2023

6000 INR: STP-I Members

7000 INR: Non-members

3000 INR: Students (Masters/PhD)

PROGRAM OVERVIEW

Friday, 27 October, 2023 (Day 1)



Registration
Inauguration

07.30 am - 09.00 am
08.45 am - 09.30 am



Tracy Carlson
Toxicologic pathology of the ear

09.30 am - 10.45 am



Break

10.45 am - 11.00 am



Ricardo de Miguel and Klaus Weber 11.00 am - 11.45 am
Tactile and gustatory sense organs in laboratory animals; anatomy and toxicology



Christine Frieke Kuper
Anatomy and morphology of olfactory organ

11.45 am - 12.30 pm



Christine Frieke Kuper
Histopathology of olfactory structures (INHAND diagnostic) and possible consequences

12.30 pm - 01.15 pm



Lunch

01.15 pm - 02.00 pm



Jacqueline Brassard
Ocular comparative anatomy in preclinical setting

02.00 pm - 02.45 pm



Meg Ferrell Ramos
Ocular physiology and immunology: influences of ocular pathology

02.45 pm - 03.30 pm



Break

03.30 pm - 03.50 pm




Jacqueline Brassard
Anterior segment pathology in the context of ocular drug development

03.50 pm - 04.35 pm



Meg Ferrell Ramos
Posterior segment pathology: considerations in ocular drug development

04.35 pm - 05.15 pm



Cultural event and dinner

07.00 pm - 10.00 pm

PROGRAM OVERVIEW

Saturday, 28 October, 2023 (Day 2)



Jagadeesh Bayry

09.00 am - 09.45 am

An insight on the basis for immunotherapy in cancer



Break

09.45 am – 10.00 am



Charu Gupta

10.00 am – 10.45 am

Comparing humanized NSG mouse models to characterize and validate immuno-oncology therapeutics



Dharani K. Ajithdoss

10.45 am - 11.30 pm

Anticancer Innovation: Empowering T Cells



Nagaraja Muniappa

11.30 pm - 12.15 pm

Checkpoint inhibitors: biology, nonclinical and clinical safety



Florian Colbatzky

12.15 pm – 1.00 pm

SMAC mimetics



Lunch and poster evaluation

01.00 pm - 02.00 pm



Young scientist poster presentation

02.00 pm - 02.45 pm



Kiran Palyada

02.45 pm - 03.30 pm

IL15-PD1-mediated toxicities in monkeys



Break


03.30 pm - 03.50 pm



Florian Colbatzky

03.50 pm - 04.35 pm

Immune-mediated adverse effects



Award ceremony (young scientist poster, STP-I best poster and IATP Capen award) and group photograph

04.35 pm - 05.15 pm



STP-I General body meeting

05.30 pm - 06.30 pm



Dinner

07.30 pm - 10.00 pm

PROGRAM OVERVIEW

Sunday, 29 October, 2023 (Day 3)



Tijo Thomas

09.00 am - 09.45 am

Validating a whole slide image management system on a GLP-compliant safety study



Klaus Weber

09.45 am – 10.30 am

The impact of artefacts on study outcomes; examples of peer reviews, pathology working groups and expert panels



Break

10.30 am – 10.45 am



Aaron Sargeant

10.45 am – 11.10 pm

Case study: Pathologist points to consider when recording findings in carcinogenicity studies, with emphasis on the hematopoietic system



Aaron Sargeant

11.10 am – 11.35 pm

Case study: The use of error-corrected DNA sequencing to detect carcinogenic processes in Tg.RasH2 mice after three months of exposure to genotoxic and non-genotoxic carcinogens



Shambhunath Choudhary

11.35 am – 12.00 pm

Case study: mRNA vaccines: efficacy and toxicity in preclinical animal models



Klaus Weber

12.00 pm – 12.30 pm

Case study: Vascular leakage with IL-2 agonists



Charu Gupta

12.30 pm - 01.15 pm


Translatable efficacy and safety testing of mAb, Bispecific, and CAR T therapies



Venkatesha Udupa

01.15 pm – 01.30 pm

Concluding remarks



Lunch and departure

01.30 pm - 02.30 pm

AWARDS AND POSTERS



Young Scientist Poster Award

Professor M. K Shingatgeri Memorial Young Scientist Poster Award is instituted by Dr. Vyas M Shingatgeri, Dean at School of Biosciences, Apeejay Stya University, Gurugram, Hariyana, in memory of Late Professor M. K Shingatgeri, Former Dean of Bombay Veterinary College and Professor and Head of its Department of Pharmacology and Toxicology. The award is restricted to the subject of Toxicologic Pathology only. The Poster presentation should be original work and should include title, authors, address, purpose of study, methods, results and conclusions. The name of the presenting author should be underlined.

STP-I Best Poster Award

The abstract of poster presentation of about 250 words should include title, authors, address, purpose of study, methods, results and conclusions. The name of the presenting author should be underlined.



Abstract with email address should be submitted preferably through E-mail (not as an attachment file but as a body of the mail) to the organizing secretary Dr. Praful Patel (E-mail: stpi.india@gmail.com) latest by 10 October 2023. Poster shall be of size 48 inches (Width) x 36 inches (Height). General template given may be followed.

IATP Charles Capen Trainee Award

The Charles Capen Trainee Award given by the International Academy of Toxicologic Pathology (IATP) recognizes Dr. Charles Capen and his legacy as a researcher, teacher, and mentor to the pathology and toxicology communities spanning more than four decades. Dr. Capen was recognized worldwide as an exceptional leader in veterinary and biomedical research. He was a highly regarded mentor to numerous graduate students and postdoctoral scientists. His students and trainees are now leaders through out academia, government and industry. The Charles Capen Awards provides classic reference book to the awardee to further his or her training and education in the field of toxicologic pathology.

The successful applicant must be a pathology, toxicology or toxicologic pathology trainee. A trainee is defined as an individual working on an academic degree, in a training or residency program, or in a postdoctoral training position and have demonstrated achievements in the field of toxicologic pathology including but not limited to:

- Research contributing to public safety as it relatesto the adverse health effects of xenobiotics;
- Establishing test methods and standards that enhance the field of toxicologic pathology; and/or
- Developing new or novel uses of toxicologic pathology in safety research.

Suggested criteria for the selection of the award recipient will be on poster presentations.

The IATP will present the recipient with an award certificate and 300 USD or equivalent amount in INR. A Fellow of the IATP or an eminent pathologist will present the award certificate and money at the STP-I meeting awards ceremony.

SPEAKERS



Tracy Carlson, DVM, PhD, DACVP

Dr. Carlson received her DVM at North Carolina State University in 2004 and subsequent PhD in innate immunity/tuberculosis and anatomic pathology residency training at the Ohio State University through 2011. She currently works as a Senior Veterinary Pathologist at Greenfield Pathology Services continuing her career as a medical device and general toxicologic pathologist at Baxter Healthcare Inc, MPI, and Charles River Laboratories. She has been supporting otic histopathology since 2015 providing pathology support and study histopathology evaluations at both MPI and Charles River Laboratories. She is the current chair of the Education Committee for the Society of Toxicologic Pathology and an active member of the Special Interest Groups for the special senses and medical devices. Dr. Carlson has multiple publications including two book chapters on otic pathology currently in progress. She was an invited speaker on pathology of the middle ear for the modular course of the Special Senses for the Society of Toxicologic Pathology in 2019.



Ricardo de Miguel, PhD, Dipl. ECVP

Ricardo graduated as DVM by the University of Zaragoza and lateras MSc (Research) by the University of León. He is PhD in Animal Health and board-certified diplomate of the European College of Veterinary Pathologists (ECVP). He started working for AnaPath Research SAU, an in vivo test facility located in Barcelona (Spain), before moving to AnaPath Services GmbH (Switzerland) to further develop his career as toxicologic pathologist. Experienced investigative pathologist with more than 20 scientific publications and fellowships in the United States, Uruguay, France, and Spain. Deep interest in immunology, immunotoxicology, vaccinology, neuropathology, ocular pathology, special technologies, and medical device.



Christine Frieke Kuper, DVM, PhD, DACVP

Dr. Kuper is a board-certified toxicologic pathologist with extended expertise in respiratory toxicity and immunopathology. She was an invited contributor of workshops at ECVAM and in the US, and a member of working groups like OECD inhalation guidelines, NIEHS, and INHAND harmonization of pathologic nomenclature. Her research on immunopathology and respiratory toxicity included histopathology as well as omics with low-molecular chemical sensitizers. She worked at TNO, the Institution in the Netherlands for Applied Science, and at the RIVM, the Dutch Public Health Institute. She received the BSTP Gopinath Lecture Award in 2016. She is now a private consultant.

SPEAKERS



Jacqueline A. Brassard, DVM, MS, PhD, DACVP

Dr. Jacqueline Brassard received her D.V.M. degree Texas A&M University (TAMU) in 1979 and practiced companion animal and exotic animal medicine for 3 years. In 1982, she returned to TAMU and completed a combined anatomic and clinical residency in veterinary pathology in 1985 and an M.S. degree in Veterinary Pathology in 1987. She continued her post-DVM pathology education at Washington State University (WSU), where she passed the ACVP certifying exam in 1988 and completed a Ph.D. degree in Veterinary and Comparative Anatomy, Physiology and Pharmacology in 1990. She then joined The Scripps Research Institute (TSRI) in La Jolla, CA as a research associate in molecular hemostasis. In 1996, she began her career as a toxicologic pathologist and worked for Searle, Monsanto, Pharmacia, Pfizer, ICOS, and Allergan pharmaceutical companies before becoming a toxicologic pathology consultant. She has co-authored journal publications and book chapters in hemostasis, ocular drug development, and gene therapy. She has presented on these same topics for the American Society of Hematology, Society of Toxicologic Pathology, and Society of Toxicology. As a member of the Society of Toxicologic Pathology, she served/serves on multiple INHAND Special Senses, including Rodent and Non-rodent Ocular Working Groups and Non-Rodent Ocular Trimming and Sectioning Working Group.



Meg Ferrell Ramos, DVM, PhD

Dr. Ramos received her DVM in 1986 from Washington State University, and immediately moved to Hawaii where she spent six years in small animal practice, followed by six years as a clinical veterinarian at the Honolulu Zoo. She returned to academia taking a fellowship at Johns Hopkins School of Medicine, completing her PhD in Comparative Pathology at University of California, Davis in 2006. Her career path shifted to pharma/biotech, with employment at Allergan and Regeneron, engaged primarily in ocular research and drug development. She is currently employed as a Research Fellow at AbbVie based in Irvine (formerly Allergan) supporting the ocular and large molecule immunology portfolio. Meg has co-authored several manuscripts on ocular drug development and/or pathology including five book chapters, chaired the rodent INHAND Special Senses manuscript, and was guest editor for the STP Toxicologic Pathology ocular edition, published 2021. She currently chairs the committee for INHAND Special Senses, and serves on the IQ Ophthalmic Scoping Group.

SPEAKERS



Prof. Jagadeesh Bayry, BVSc, MVSc, PhD

Prof. Bayry is a graduate of Veterinary Medicine from Bengaluru (1996) with a specialization of Virology and Immunology from Indian Veterinary Research Institute (1999). He received PhD in Immunology from Sorbonne University, Paris in 2003 and following post-doctoral research at University of Oxford, he joined Institut National de la Santé et de la Recherche Médicale (INSERM, The National Institute of Health and Medical Research), Paris, France in 2006 as a faculty. In 2018, he became Director of Research at INSERM. In 2021, he joined IIT Palakkad as a Professor of Biological Sciences and Engineering. His research is aimed at fundamental Immunology, immunotherapy and host-pathogen interaction. His h-index is 70 and he has authored more than 300 articles with over 17,000 citations. He has received fellowship from the Academy of Translational Medicine Professionals (FACadTM), Austria. Prof. Bayry serves as an Editor, Associate Editor or Editorial Board member of various journals like Frontiers in Immunology, Cellular & Molecular Immunology, Immunobiology, Discovery Medicine, Scientific Reports, Immunotherapy, Antibodies, PLoS ONE, Frontiers in Molecular Medicine, Virusdisease, and has edited four books from Springer Publisher. He has also served as a member (2016–2022) of a commission 'LS6-Immunity, Infection and Immunotherapy' at the European Research Council (ERC).



Charu Gupta, MTech, PhD

Dr. Charu Gupta earned her Ph.D. in molecular medicine from the Hannover Medical School, Germany, where she gained mechanistic and therapeutic insights into IDH1-mutated acute myeloblastic leukemia. Her preclinical doctoral and postdoctoral work contributed to the development of several AML pre-clinical models and clinical trials. Her postdoctoral work at the University of Michigan focused on identifying and characterizing adhesion receptors required in neutrophil extravasation to better understand inflammation responses. Along with her research endeavors, Dr. Gupta volunteers as a career podcast host with an online science communication. As a Technical Information Scientist, Charu leverages her experience in mouse disease modeling, immunology, hematology, and oncology to help further global scientific education, rigour and endeavors.

SPEAKERS



Dharani K. Ajithdoss, BVSc, MVSc, PhD, DACVP, DACVM

Dr. Dharani K. Ajithdoss currently holds the position of Senior Director of Pathology at Regeneron Pharmaceuticals Inc., New York, USA, where he provides toxicopathological support for the discovery and development of drugs for a variety of human diseases, including Ebola, COVID-19, atopic dermatitis, NASH, and prostate cancer, to name a few. He earned his veterinary medicine degree from Madras Veterinary College, Chennai, India, a graduate degree in microbiology from the College of Veterinary Sciences, Hyderabad, India, and a doctorate degree in molecular virology from Texas A&M University, Texas, USA. He then completed his residency training in anatomic pathology at Texas A&M University. Since 2012, he has been a diplomate of both the American College of Veterinary Pathologists (ACVP) and the American College of Veterinary Microbiologists (ACVM). He had previously been on the faculty at Texas A&M University and Washington State University, where he taught veterinary students, trained pathology, and microbiology residents, provided pathology service, and conducted collaborative research. At Regeneron, he evaluates the safety and efficacy of various therapeutic modalities, including bispecific mAbs, ADCs, AAVs, oncolytic viruses, siRNAs, and CRISPR/Cas9 sgRNAs in a variety of preclinical species. He has broad experience in the pathological evaluation of several established and innovative rodent and nonhuman primate models of human diseases. He has authored or co-authored several peer-reviewed publications in high-impact journals, including Science and Science Translational Medicine, book chapters, regulatory documents, scientific posters, and conference presentations. His leadership role includes directing a pathology team, serving as discovery/digital pathology lead, providing training and mentorship for externs/interns, delivering invited lectures, and serving on various committees of professional societies, such as STP.

SPEAKERS



Nagaraja Muniappa, BVSc, MVSc, Ph.D, DACVP

Dr. Nagaraja Muniappa currently holds the position of the Compound Leader/Project Team Member at Merck Inc., West Point, USA, where he provides toxicopathological support for the discovery and development of drugs for a variety of human diseases, including Ebola, COVID-19, atopic dermatitis, NASH, and prostate cancer, to name a few. He earned his Bachelors in Veterinary Sciences and Masters in Veterinary Medicine from Mysore Veterinary College, Bangalore, India, and a doctorate degree in Veterinary Pathology from University of Nebraska Medical Center, Lincoln, NE. He then completed his residency training in anatomic pathology at Michigan State University, East Lansing, MI. Since 1999, he has been a Diplomate of American College of Veterinary Pathologists (ACVP).

He served as study pathologist and peer review pathologist for GLP and non-GLP studies in various species and types including carcinogenicity with small molecules, and variety of studies of biologics (antibodies, therapeutic peptides, and vaccines). He was involved in many collaborative research projects with SA Biomarker group to identify and validate novel biomarkers of organ specific toxicity. He has a broad experience in contributing 5 successful NDA/MA and several Phase 1/2/3 candidates development. He also served as safety assessment lead on number of external licensing due diligence teams across Merck, which resulted in acquisition of companies, or licensing of compounds for joint development. He held a Head of Discovery position at Hoffmann La-Roche. He has authored or co-authored several peer-reviewed publications in high-impact journals. He is a recipient of several awards viz., outstanding achievement Merck award, outstanding contribution to the non-clinical drug safety department at Hoffmann-La Roche, center for biotechnology fellowship at University of Nebraska and Maryland biotechnology institute fellowship at university of Maryland.



Florian Colbatzky, DVM, PhD

Florian Colbatzky, DVM, PhD, Non-clinical Drug Safety-Germany, Boehringer Ingelheim Pharma GmbH & Co KG, Biberach, Germany, started his professional career in academia at the University of Veterinary Medicine in Hanover in 1986. In 1988, he moved to the Institute of Veterinary Pathology, Ludwig-Maximilian-University, Munich, where he stayed until the end of 1993, interrupted by a one-year stay as visiting scientist at the Institute of Pathobiology, Ontario Veterinary College, Guelph, Canada. Since the beginning of 1994, he has worked for BI since 1994 first leading various laboratories (Molecular Pathology, Clinical Pathology, Electron Microscopy), until he became Director Pathology in 2004. In 2019, he was promoted to the position of a Scientific Director providing his expertise within various developmental projects and sharing it with younger colleagues. For many years, he was one of the organizers (and a regular speaker) of the annual seminars "Classical examples of toxicologic pathology" in Hanover.

SPEAKERS



Kiran Palyada, BVSc, MVSc, PhD, DACVP, DABT

Kiran Palyada is a diplomate of the American College of Veterinary Pathologists (ACVP) with certification in anatomic pathology. He did his BVSc in Bengaluru, Karnataka and MVSc (pathology) in Hissar, Haryana. After obtaining his PhD in biomedical sciences at Oklahoma State University, Stillwater, OK he pursued his residency in pathology at Cornell University, Ithaca, NY. He has extensive experience working as an anatomic pathologist in both CROs and pharmaceutical industries for over 15 years. He is also a diplomate of the American Board of Toxicology (ABT). He is currently working at Pfizer based in San Diego, California. He is involved in the drug safety evaluation of novel drug candidates (mostly oncology) in both GLP and non-GLP environments. He is a program pathologist for several projects at varying stages of development. He has significant experience in reading carcinogenicity studies and models of animal disease. He has an active interest in male reproductive pathology.



Tijo Thomas

Tijo Thomas heads software development at AIRA MATRIX to deliver pathology image analysis and management solutions. He has led several software projects to completion in a career spanning over 20 years. He has contributed across portfolios such as program management, product development and quality management. A significant portion of his career – over 10 years – Tijo dealt with digital pathology and AI-ML projects.

Tijo's projects are from multiple functional domains such as life sciences, ERP, e-Governance, Document Management Systems and Digital Pathology. A certified Software Quality Analyst (by American Society for Quality), Tijo has been part of many quality initiatives including ISO 9001: 2000 and CMM L5 implementation during his career.

SPEAKERS



Klaus Weber, DVM, PhD, MSBIol, DJSTP

Klaus Weber was born in East Germany and became a veterinarian and a biologist. He was working in laboratories in East German and also, for several years in human pathology. With over 25 years of professional experience in human and animal pathology. Weber was from 1991–2011 head of pathology at RCC/Harlan Laboratories. Klaus Weber has experience in all laboratory species including fish and invertebrates. His area of work covers short and long term as well as oncogenicity studies with specialties in neuropathology, inhalation pathology, bone marrow differentiation and various other topics. His work resulted in numerous presentations and publications. He founded in 2004 AnaPath GmbH in Switzerland, a holding covering nowadays ten independent pathologists. After termination of his contract with Harlan Laboratories, he founded by the end of 2012 a new company in Switzerland called AnaPath Services GmbH, functionally active from spring 2013 onwards that covers with 32 technicians all subjects on the field of toxicologic pathology including necropsy at client sites and histotechnique including all specialties.



Aaron Sargeant, DVM, PhD, DACVP

Aaron Sargeant completed his DVM and PhD degrees and residency training in veterinary anatomic pathology from The Ohio State University in Columbus, Ohio. He began his career with carcinogenicity studies at Battelle Memorial Institute in Columbus, and for the last 13 years served as study pathologist for many conventional 2-year bioassays in rodents as well as 6-month carcinogenicity studies in the transgenic rasH2 model at Charles River Laboratories (CRL) in Spencerville, Ohio. Most recently, he was a global subject matter expert for carcinogenicity studies at CRL and was the site head of pathology for the Spencerville CRL facility. In 2022, Aaron joined Janssen Pharmaceutical Companies of Johnson & Johnson as Scientific Director, Pathology, where he continues to be involved with various carcinogenicity working groups and programs. Aaron is an active member of the Society of Toxicologic Pathology, where he will finish a term as Secretary-Treasurer in June 2023.

SPEAKERS



Shambhunath Choudhary, DVM, PhD, DACVP, DABT

Shambhu is a board-certified toxicologist, veterinary pathologist, and a translational research scientist specialized in cancer biology and vaccine research with organ system expertise in nephrotoxicity, hepatotoxicity, and dermal toxicity. Dr. Choudhary obtained his DVM from Kerala Veterinary College in India, his PhD and postdoctoral research trainings in cancer therapeutics from University of Tennessee, and pathology residency from Kansas State University (KSU). He worked at KSU as a comparative pathologist and at Charles River Laboratories as a toxicologic pathologist before joining Pfizer.

At Pfizer, Dr. Choudhary supports drug discovery and development efforts at various research units and serves as a Pathology Therapeutic Area Lead (PTAL) for Vaccine Research Unit in NY. He is active in allied professional societies and has served as chair and/or member on many committees, working groups, and scientific sessions. He has authored over 30 papers in peer-reviewed international journals and is regularly invited to speak at international/national meetings and university seminars. He serves as an editorial board member/reviewer for many international journals and as a panelist for many fellowships, grants, and awards.

INVITATION TO THE SPONSORS



Diamond Sponsors

Sponsorship amount: 350,000 INR
Booth (~200 sq ft) on all days of the conference
Free registrations: 4

Platinum Sponsors

Sponsorship amount: 200,000 INR
Booth (~150 sq ft) on all days of the conference
Free registrations: 3

Gold Sponsors

Sponsorship amount: 100,000 INR
Booth (~100 sq ft) on all days of the conference
Free registrations: 2

For Sponsorship, please contact Satish Panchal
(satish.panchal@gmail.com)/9825319421

Deadline for Sponsorship: 10 October 2023




About Ahmedabad



The earliest settlements of the city were situated south of the current old city and on the bank of Sabarmati river. It was known as Ashaval or Ashapalli. In the 11th century, Karna of the Chaulukya dynasty made the town his capital and named it Karnavati (Karna's town). It was inscribed as the World Heritage City by UNESCO in July 2017. The old city features rich wooden architecture, havelis, khadkis, and pols. The wooden architecture is exemplary of the unique heritage and culture in Ahmedabad. It signifies contributions to arts and crafts, traditions, and structure design, and is reflective of the city's occupants. The city's architecture was designed to promote a sense of community, family, and multiculturalism. This is evident in the city being home to institutions belonging to several religions including Hinduism, Islam, Christianity, and Judaism.

Ahmedabad has emerged as an important economic and industrial hub in India. It is the second-largest producer of cotton in India, due to which it was known as the 'Manchester of India' along with Kanpur. Cricket is a popular sport in Ahmedabad; a newly built stadium, called Narendra Modi Stadium at Motera can accommodate 132,000 spectators, making it the largest stadium in the world. Ahmedabad observes a range of festivals.



Celebrations and observances include Uttarayan, an annual kite-flying day on 14th and 15th January. Nine nights of Navratri are celebrated with people performing Garba, the most popular folk dance of Gujarat, at venues across the city. The annual Rath Yatra procession on the Ashadh-sud-bij date of the Hindu calendar at the Jagannath Temple. Festivals like Diwali, Holi, Christmas and Muharram (pan India festivals) are also celebrated

Get ready to explore !



Akshardham Temple Gandhinagar

The term Akshardham means the divine abode of God and as the name specifies, Akshardham temple of Gandhinagar was built in honour of Swaminarayan by BAPS Swaminarayan Sanstha. The best place to visit that have its Pradarshini and first laser show.

Adalaj Step tell

The Adalaj stepwell or 'Vav', as it is called in Gujarati, is intricately carved and is five stories deep. It was built in 1498. An inscription in Sanskrit establishes the history of the Adalaj stepwell found on a marble slab positioned in a recess on the first floor, from the eastern entry to the well.



Modhera sun temple

As one traverses the length and breadth of Gujarat, one constantly stumbles across architectural legacies of the 'Solanki' rule. You keep coming across living spaces and monuments of another time, offering an eclectic glimpse of the artistic and ingenious beauty that makes this exotically state vibrant. A soothing drive amidst green farmlands almost 25 km away from Mehsana on the way to the temples of goddess Bahucharaji reposes the village of Modhera. Set along the backdrop of River Pushpavati, surrounded by a terra-formed garden of flowering trees and songs of birds, rests the famed Sun temple of Modhera.



Lothal

About 80km southwest of Ahmedabad, the city that stood at this archaeological site 4500 years ago was one of the most important of the Indus Valley civilisation, which extended into what is now Pakistan. Excavations have revealed the world's oldest known artificial dock, which was connected to an old course of the Sabarmati River. Other features include the acropolis, the lower town, the bead factory, the warehouses, and the drainage system. The site has been nominated to be enlisted as a UNESCO World Heritage Site.



Statue of Unity

The 182-metre (600 feet aprox.) tall statue has been built as an ode to the Iron Man of India, Sardar Vallabhbhai Patel, the first home minister of independent India. The colossal monument towers over River Narmada. The Statue of Unity overlooks the vast surrounds and the river basin of the Narmada River and the sprawling Sardar Sarovar dam. It stands on the Sadhu Bet hillock, connected by a 300-metre bridge, which offers access from the mainland to the statue.

AND MANY MORE!!

Contact for Tours and Travel Assistance

Akshar Tours & Travels: Harshil Barot, WhatsApp No. +91 98251 16560, email-domestic1@akshartours.com
Travel and Ease: Himanshu WhatsApp No. +91 98240 08686, email- Himanshu@TravelnEase.com



NARAYANI HEIGHTS

Email ID: info@narayaniheights.com

Phone No: +91 79 6170 1800



Hotels near by

Hotel Galaxy Inn

1.3 Km

Hotel German Palace

1.6 Km

Apricot Hotel

4.2 Km

Tribeca Select

1.6 Km

Hotel Kanan

1.9 Km

Pristine Presidency

4.9 Km


The Ummed Ahmedabad

4.5 Km

STP-I Executive Committee




Venkatesha Udupa
MVSc, MSc (Tox), PhD,
ERT, DABT, DSP
President



Narendra Deshmukh
MVSc, DABT
Vice President




Prafulkumar Patel
MVSc, PhD, DIBTP
General Secretary



Satish Panchal
MVSc, DIBTP, DABT, ERT
Treasurer



Sanjaykumar Paneliya
MVSc, PhD, DIBTP
Member



Nikita Bhatt
MVSc, DIBTP
Member



Mahesh Brahmanekar
MVSc, DIBTP, DICVP
Member

Conference Organizing Committee



Venkatesha Udupa
MVSc, MSc (Tox), PhD,
ERT, DABT, DSP



Narendra Deshmukh
MVSc, DABT



Prafulkumar Patel
MVSc, PhD, DIBTP



Satish Panchal
MVSc, DIBTP, DABT, ERT



Kamala Kannan
MVSc, DIBTP



Sanjaykumar Paneliya
MVSc, PhD, DIBTP



Nikita Bhatt
MVSc, DIBTP



Mahesh Brahmkar
MVSc, DIBTP, DICVP



Ashvin K Patel
MVSc, DIBTP



Bipin Trada
MVSc



Shekhar B. Kadam
MVSc, DIBTP, DABT



Satishkumar Bhalodiya
MVSc, DIBTP, ERT, DABT



Vishal Patel
MVSc



Urvit Patel
MVSc



Pratik Panchal
MVSc



Kaushik Thakor
MVSc, PhD



Society of Toxicologic Pathology - India (STP-I)

#29, 1st cross, Malleshwaram, Bangalore – 560 003, Karnataka, India

Email: stpi.india@gmail.com

www.toxpathindia.com

